

Technical data sheet

Type C401 / C401C

Control valve

Discharge valve

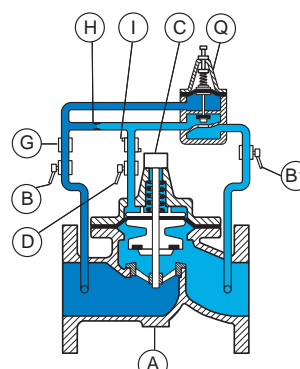
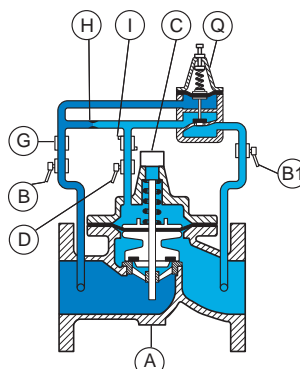
Applications and general characteristics



- Installed on a by-pass on the network to be protected, this valve will open as soon as the pressure reaches the set pressure.
- It will keep open as long as an overpressure exists and will drain the excess water to a tank or low-pressure zone.
- It prevents the pump from hunting by maintaining a minimum pressure.
- Equipped with check valves, it closes in case of backflow in the discharge system. (C401C).
- Approvals : ACS - WRAS

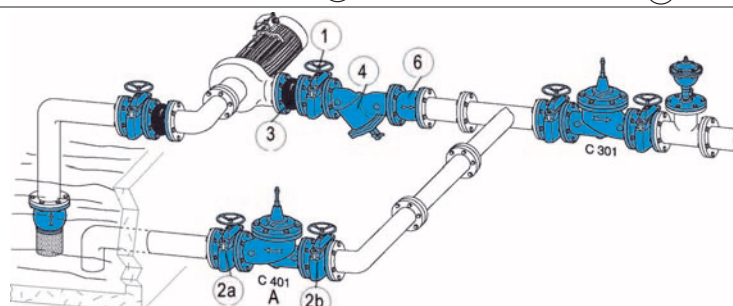
Working principle

As long as upstream pressure is below the setting pressure, pilot Q is closed, upstream pressure pushes on the membrane of the main valve A which keeps closed.



As soon as upstream pressure is getting higher than setting pressure, pilot Q opens, releases the pressure from the membrane of the main valve A which opens and releases the overpressure.

Installation example and spare parts list



Setting range :

- 0,14 to 2,41 bar
- 1,72 to 8,6 bar
- 6,89 to 17,24 bar
- 13,78 to 27,57 bar

Installation :

- install a strainer upstream
- install an air relief valve downstream or at the high point near the control valve.
- horizontal setting up : the cap of the valve should be oriented to the top and inclined at 45° maximum.
- vertical setting up : change the spring of the main valve (option 7).

Other types :

- C401DS, C401S, C401M
- FKM seals in the main valve and in the pilot.
- 304 stainless steel pilot and 316TI stainless steel fittings.

N°	Description	Materials
A	Main valve	Cast iron
B	Upstream isolation valve	nickel-plated brass
B1	Downstream isolation valve	nickel-plated brass
C	Position indicator with drain	Stainless steel - brass
D	Chamber isolation valve	nickel-plated brass
G	Filter	Brass
H	Orifice-needle valve	Stainless steel or brass
I	Flow control	Brass
Q	Pilot C401	Brass-stainless steel-bronze
1	Isolation valve of the pump	
3	Rubber expansion joint	
2a	Upstream isolation valve of the by-pass	
2b	Downstream isolation valve of the by-pass	
4	Filter	
6	Check valve of the pump.	